

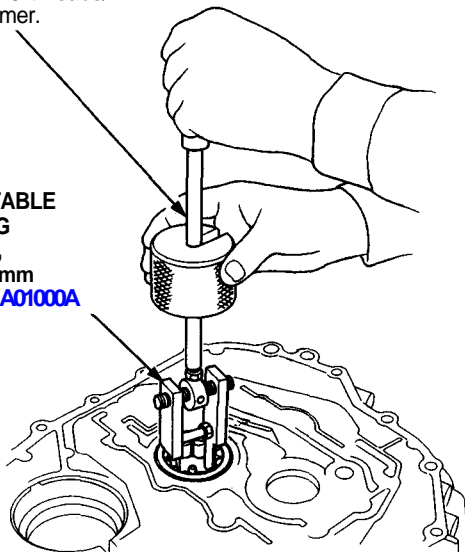
# Torque Converter Housing Bearings

## Countershaft Bearing Replacement

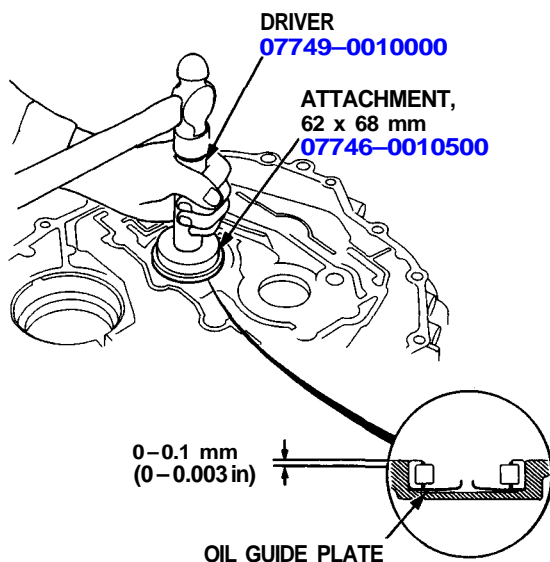
1. Remove the countershaft bearing using the special tool as shown.

Commercially Available  
3/8 in. x 16 threads/in.  
slide hammer.

ADJUSTABLE  
BEARING  
PULLER,  
25 - 40 mm  
07736-A01000A



2. Install the oil guide plate.
3. Drive the new bearing into the housing using the special tools as shown.

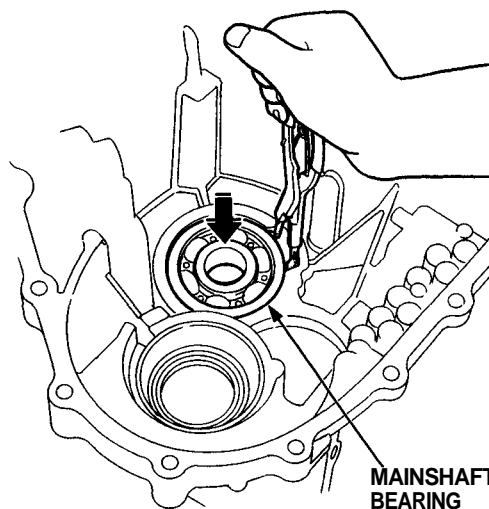
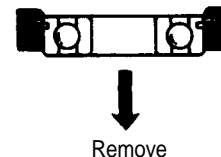


# Transmission Housing Bearing

## Replacement

1. To remove the mainshaft bearing from the transmission housing, expand the snap ring with the snap ring pliers, then push the bearing out.

NOTE: Do not remove the snap ring unless it's necessary to clean the groove in the housing.



2. Expand the snap ring with the snap ring pliers, insert the new bearing part-way into it, then release the pliers. Push the bearing down into the transmission until the ring snaps in place around it.

